



water & sanitation

Department:
Water and Sanitation
REPUBLIC OF SOUTH AFRICA

EdTM

Enquiries Ntili
Telephone: 051 405 9000
Reference: 6/2/2/6

MINISTER OF WATER AND SANITATION


NATIONAL ASSEMBLY: QUESTION 4125 FOR WRITTEN REPLY

A draft reply to the above mentioned question asked by Mr T J Brauteseth (DA) is attached for your consideration.


DIRECTOR-GENERAL

DATE: 15/12/15

DRAFT REPLY APPROVED/AMENDED



**MRS NP MOKONYANE
MINISTER OF WATER AND SANITATION**

DATE: 19.12.15

NATIONAL ASSEMBLY

FOR WRITTEN REPLY

QUESTION NO 4125

DATE OF PUBLICATION IN INTERNAL QUESTION PAPER: 20 NOVEMBER 2015
(INTERNAL QUESTION PAPER NO. 50)

4125. Mr T J Brauteseth(DA) to ask the Minister of Water and Sanitation:






- (1) What is the capacity of the water purification plant in Koppies, Free State;
- (2) whether there are any plans to upgrade the specified plant in the near future; if not, why not; if so, what are the relevant details;
- (3) what are the full details of the quality of the water that was tested from the specified plant in the period 1 January 2014 to 31 October 2015;
- (4) how will her department assist in preventing sludge from flowing into the Renoster River?

NW4998E

---00000---

REPLY:

- (1) The capacity of the water purification plant in Koppies, Free State is 3.5 Mega litres per day.
- (2) Yes, there are plans. Through the Accelerated Community Infrastructure Grant (ACIP), electrical and mechanical components of the plant have been refurbished at a cost of R2.5 million. The project was completed in June 2015. There will still be a need to expand the plant further because of the pending developments in Koppies, mainly of new households - a total of 5000 houses over the next 4 Years.
- (3) Drinking water quality status for Koppies (January 2015 – October 2015):

Colour Codes	
	97-100% Excellent
	95 - ≤ 97 Good
	90-≤95% Satisfactory
	75 - ≤90% Poor
	0-≤75% Critical State

WSA	WTW	Period 2015	Chemical	Physical	Operational	Monitoring Compliance
Ngwathe LM	Koppies	January	77.8%	99.9%	92.9%	22.9%
		February	99.9%	99.9%	90%	15%
		March	99.9%	99.9%	63.2%	26.7%
		April	0%	0%	0%	0%
		May	99.9%	99.9%	95%	27.1%
		June	99.9%	99.9%	99.9%	40.4%
		July	99.9%	99.9%	83.3%	8.1%
		August	0%	0%	0%	0%
		September	99.9%	99.9%	99.9%	11.5%
		October	0%	0%	0%	0.0%

The municipality was advised to pay more attention to its operational monitoring, especially the microbiological quality to prevent water failures. Action taken by the Department for not uploading full data: non-compliance letter was issued to the Ngwathe Local Municipality.

- (4) The Wastewater Treatment Plant has been refurbished hence no sludge is directly flowing into the river currently. The dried sludge will be disposed (as per the normal practice) through the local and neighboring farmers.

---0000---